

PRODUCT SPECIFICATION SHEET

MAGNA WACG-Na

WEAK ACID CATION

ACRYLIC GEL
SODIUM FORM

ResinTech WACG-Na is a sodium form gel weak acid cation resin. It is fully converted into sodium form to take advantage of weak acid cation resin ion exchange properties. WACG-Na is intended for use in high TDS softening and for metal removal in waste treatment applications.

APPLICATIONS

- Heavy Metals Removal
- High TDS Softening

TYPICAL PROPERTIES & PHYSICAL CHARACTERISTICS	
Polymer Matrix	Acrylic Gel
Ionic Form	Sodium
Functional Group	Carboxylic Acid
Physical Form	Spherical Beads
Particle Size	16 to 50 US Mesh (297 - 1190 µm)
% < 50 mesh (300µm)	< 1%
Minimum Sphericity	90%
Uniformity Coefficient	1.7
Reversible Swelling	H to Na 80% to 100%
Temp Limit	180°F (82°C)
Capacity (meq/mL)	2.0
Moisture Retention	43% to 60% H form
Shipping Weight	48 - 50 lbs/ft ³ (769 - 801 g/L)
Color	White to Cream
Regenerability	Yes

PACKAGING OPTIONS

- 1 ft³ bags
- 1 ft³ boxes
- 1 ft³ drums
- 7 ft³ drums
- 42 ft³ supersacks

Revision 1.2
© 2020 ResinTech, Inc.

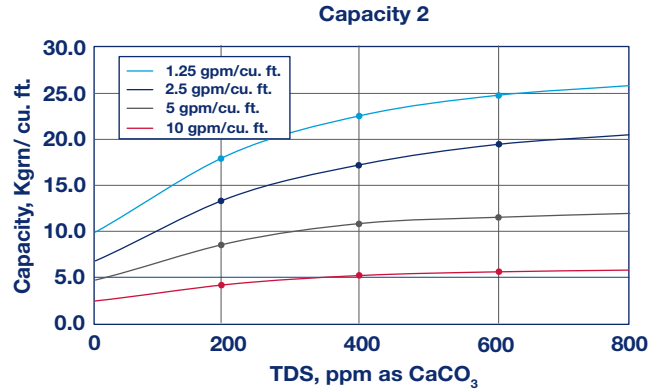
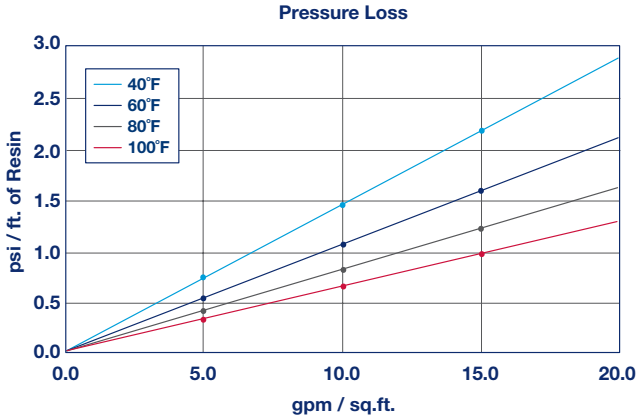


MAGNA

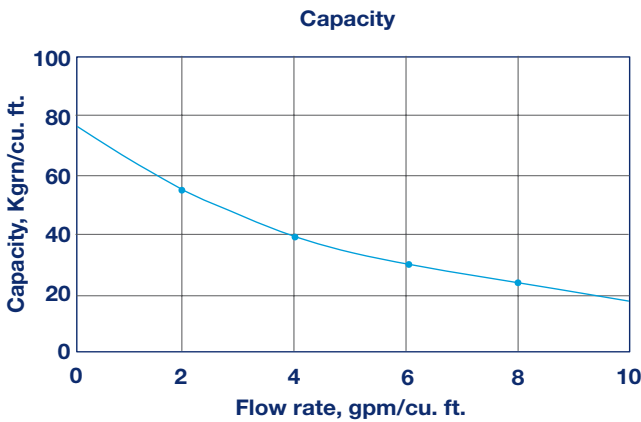
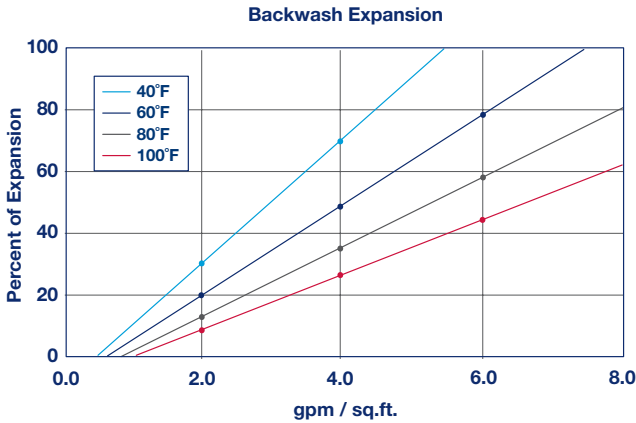
WACG-Na

STRONG ACID CATION

**ACRYLIC GEL
HYDROGEN FORM**



Caes 2: For alkalinity when alkalinity exceed hardness; for hardness when hardness exceeds alkalinity.



Caes 1: For Hardness when alkalinity exceed hardness; for alkalinity when hardness exceeds alkalinity.

Revision 1.2
© 2020 ResinTech, Inc.

SUGGESTED OPERATING CONDITIONS

Maximum continuous temperature	180°F
Sodium form	30 inches
Minimum bed depth	25 to 50 percent
Backwash expansion	>5 SU
Minimum operating pH	1 to 5 percent HCl
Regenerant Concentration	0.7 to 8 percent H ₂ SO ₄ *
Hydrogen cycle	Approx 120% of theoretical
Hydrogen cycle	0.3 to 1.5 gpm/cu.ft.
Regenerant level	>30 minutes
Regenerant flow rate	Same as dilution water
Regenerant contact time	10 to 15 gallons/cu.ft.
Displacement flow rate	Same as service flow
Displacement volume	35 to 60 gallons/cu.ft.
Rinse flow rate	1 to 5 gpm/cu.ft.
Rinse volume	
Service flow rate	

* Precipitation of calcium sulfate can occur at sulfuric acid concentrations above 1% when the resin is exhausted on hard water.

Note: These guidelines describe average low risk operating conditions. They are not intended to be absolute minimums or maximums. For operation outside these guidelines, contact ResinTech Technical Support

