

PRODUCT SPECIFICATION SHEET

MAGNA CG8-C-HP

STRONG ACID CATION

HIGH-PURITY GRADE
COARSE MESH POLYSTYRENIC GEL
8% CROSSLINKED
SODIUM FORM

ResinTech CG8-C-HP is a high purity coarse grade strong acid cation resin in sodium form. It is amber in color and made with an 8% cross-linked gel. The HP (high purity) designation means it is Gold Seal Certified by the WQA for use in potable water applications. It is intended for use in potable water applications where maximizing peak flow rates and minimizing pressure loss are essential.

APPLICATIONS

- Softening - High Flow Rate
- Softening - Residential

TYPICAL PROPERTIES & PHYSICAL CHARACTERISTICS

Polymer Matrix	Styrenic Gel
Ionic Form	Sodium
Functional Group	Sulfonic Acid
Physical Form	Spherical Beads
Particle Size	16 to 30 US Mesh (595 - 1190 µm)
% < 50 mesh (300µm)	< 1%
Minimum Sphericity	93%
Uniformity Coefficient	1.4
Reversible Swelling	Na to H 5% to 9%
Temp Limit	280°F (138°C)
Capacity (meq/mL)	2.0
Moisture Retention	42% to 49%
Shipping Weight	51 - 53 lbs/ft ³ (817 - 849 g/L)
Color	Amber
Regenerability	Yes

CERTIFICATIONS

- WQA Gold Seal
- Kosher Certified



C US

Revision 1.0
© 2020 ResinTech, Inc.

PACKAGING OPTIONS

- 1 ft³ bags
- 1 ft³ boxes
- 1 ft³ drums
- 7 ft³ drums
- 42 ft³ supersacks

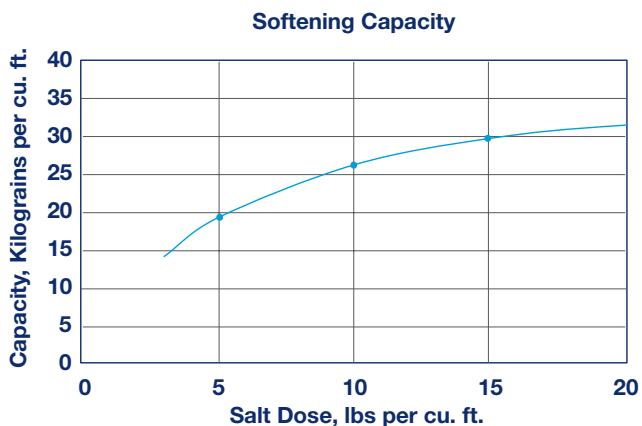
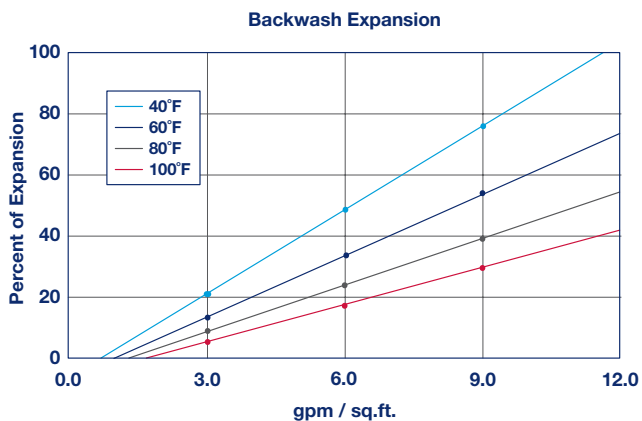
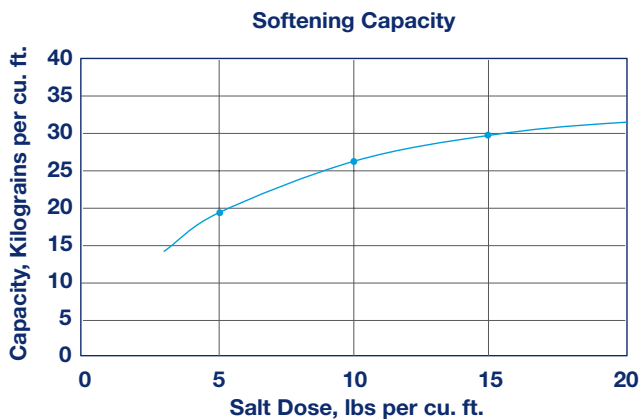
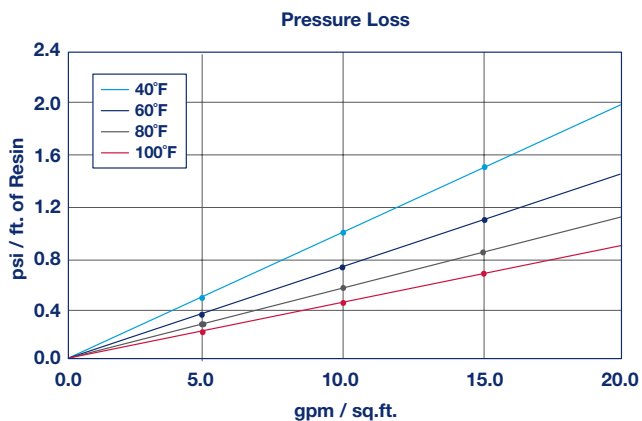


MAGNA

CG8-C-HP

STRONG ACID CATION

HIGH-PURITY GRADE
COARSE MESH POLYSTYRENIC GEL
8% CROSSLINKED
SODIUM FORM



Capacity and leakage data are based on the following: 2:1 Ca:Mg ratio, 500 ppm TDS as CaCO₃, 0.2% hardness in the salt and 10% brine concentration applied co-currently through the resin over 30 minutes. No engineering downgrade has been applied.

SUGGESTED OPERATING CONDITIONS

Maximum continuous temperature	280°F
Sodium form	280°F
Minimum bed depth	24 inches
Backwash expansion	25 to 50 percent
Maximum pressure loss	25 psi
Operating pH range	0 to 14 SU
Regenerant Concentration	
Salt cycle	10 to 15 percent NaCl
Regenerant level	4 to 15 lbs./cu.ft.
Regenerant flow rate.	0.5 to 1.5 gpm/cu.ft.
Regenerant contact time	>20 minutes
Displacement flow rate	Same as dilution water
Displacement volume	10 to 15 gallons/cu.ft.
Rinse flow rate	Same as service flow
Rinse volume	35 to 60 gallons/cu.ft.
Service flow rate	1 to 10 gpm/cu.ft.

Note: These guidelines describe average low risk operating conditions. They are not intended to be absolute minimums or maximums. For operation outside these guidelines, contact ResinTech Technical Support